

MADE IN THE U.S.A.



**BURR KING®**

ADVANTAGE

SINCE 1951

# THE KNIFEMAKER'S EDGE!

- Grind, polish, buff with one machine!
- Hollow grind, flat grind, contour, slack belt, vertical or horizontal platens
- Fixed and variable speeds, smooth running
- Small wheel attachment
- Serrated contact wheels for rapid stock removal

960-272



1220 TAMARA LANE  
WARSAW, MO 65355

(800) 621-2748  
(660) 438-8998  
FAX: (660) 438-8991

[INFO@BURRKING.COM](mailto:INFO@BURRKING.COM)

[WWW.BURRKING.COM](http://WWW.BURRKING.COM)



# BURR KING®


**918 >**  
**LARGE WORKREST  
COMES STANDARD  
ON MODEL 960-272**




**NEW! 10" MODEL WITH  
INTEGRATED PLATEN**

**944 >**  
**VERTICAL PLATEN  
ATTACHMENT**

The model 960-272 belt grinder is designed for use by person's who require full access to most portions of the grinding belt path. As such users of the 960-272 must exercise caution when using the machine to avoid entanglement in rotating parts, entrapment in pinch points, being struck by grinding debris, being struck by ejected work pieces and other hazards that are associated with power driven rotating equipment. Failure to properly use the machine, follow operating instructions, and good safety practices may lead to serious personal injury, death or property damage.



**NEW! >**  
**965 SMALL  
WHEEL ATTACHMENT  
FOR 2" WIDE BELTS**



MAKE YOUR BURR KING A FINISHING CENTER. RUN BUFFS, WOVEN AND CONVOLUTE POLISHING WHEELS SIMPLY BY USING ONE OF OUR VERSATILE ADAPTERS.




ORDER PART #  
WA-1 1/4 FOR  
8x2, 8x1, 10x2,  
10x1, WITH 1 1/4"  
ARBOR.



ORDER PART # WA-1  
OR WA-2 FOR 6x1,  
6x2 WHEELS WITH  
1" ARBOR.



MOUNT BUFFS  
DIRECTLY TO 5/8"  
ARBOR.



ORDER WA-12 FOR  
WHEELS WITH 1/2"  
ARBOR UP TO 1"  
WIDE.

**TO USE ABOVE WHEELS SAFELY; PURCHASE GUARD PART # 911.**