

BURR KING®


MODEL 760 FEATURES & ACCESSORIES

- Versatile • Reliable • Powerful • Smooth
- Aggressive • Heavy Duty




DUST SCOOPS

Collection units also available



OPTIONAL WHEEL WIDTH & HARDNESS

1/2" - 2" Wide • 20 Duro - 90 Duro
Serrated or Plain Face



Contact Arm #1423



Shown with 3/8" x 7/16" Contact Wheel

Contact Arm #1451




Shown with 1"x1" Contact Wheel

Contact Arm #1453



Shown with 2"x1" Contact Wheel



MULTIPLE MOTOR CONFIGURATIONS

120 Volt Single Speed to
575 volt 3 phase Variable Speed,
and everything in between

PLATEN GRINDING

SLACK BELT GRINDING

CALL US FOR
ADDITIONAL
SPECS AND
OPTIONS

**FREE ONSITE
DEMO!**


WARSAW, MO
800.621.2748
INFO@BURRKING.COM
WWW.BURRKING.COM

RADIUS AND INTERNAL GRINDING

A variety of interchangeable wheel
sizes are available to allow tight
radius and internal grinding.
Wheel Diameters from 3/8" to 3"
and widths up to 2" wide.

WHEEL ADAPTERS

Accessories expand
Burr King grinders
and polishers.



CAUTION

USE PROPER EYE, FACE, HAND AND BODY PROTECTION
WHEN USING THIS OR ANY OTHER GRINDER.