




Model 1272 Multi Speed Grinder

BURR KING®

Since 1951



Standard 72" belt
1/2", 1" & 2" widths

1220 Tamara Lane
Warsaw, MO 65355

(800) 621-2748
(660) 438-8998
FAX: (660) 438-8991


info@burrking.com
www.burrking.com

Features


- Constant Belt Speed with Rear Wheel Drive
- Multiple Contact Wheel sizes 3/8" to 10" Diameter
- Contact, Slack, Platen, Workrest Grinding
- Multiple Belt Configurations
- Heavy Cast Construction
- Positive Belt Tracking
- Quick Belt Change with Adjustable Tension

ADVANTAGE

BURR KING®



Model 1272 contact wheels range from 3/8", 9/16", 3/4", 1", 1-1/2", 2", 3", 4", 5", 7", 8", and 10", by using yoke and special attachments.




Step Pulleys


Step pulleys combined with optional size drive wheels allows 16 different speeds ranging from 677 S.F.P.M. to 6320 S.F.P.M.

Other Features:

- Variable speed range
- Yoke attachment for platen and loose belt grinding
- Adjustable nose for height
- Pedestal or bench mounted
- Full safety belt guard



Part No. 1401 1" Arm
Internal and radius grinding attachment showing 1" x 72" belt optional wheel dia. Sizes are: 9/16", 3/4", 1", 1-1/2" x 1" wide.



Adjustable work table

Part No. 1274
Yoke attachment with standard 2" x 2" contact wheels. Backup platen is removable for contour and loose belt grinding.



Model 1272 provides internal and radius grinding attachments as well as yoke attachments giving users a wide range of belt and wheel sizes.

Part No. 1277 2" Fork Arm
2" wide yoke attachment 2" x 72" belt. Wheel dia. 9/16", 3/4", 1", 1-1/2"

